

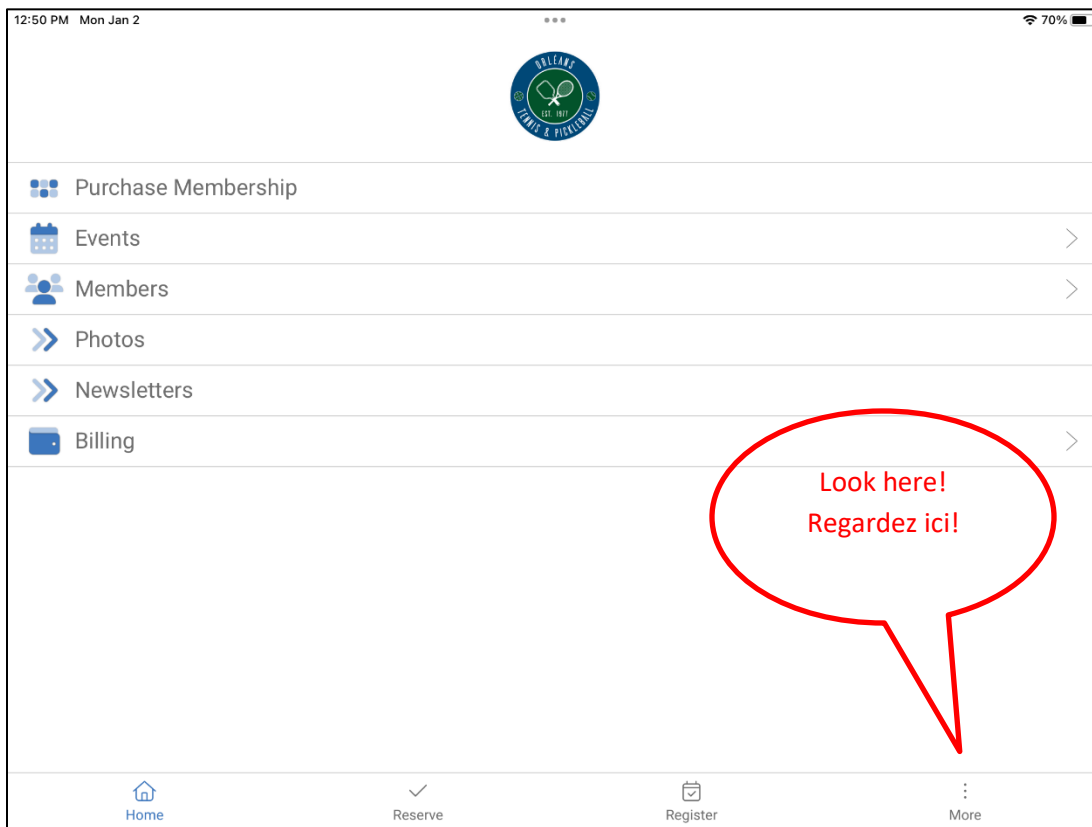
RENEWING MEMBERSHIP FOR 2023

This document will help you renew your membership for the 2023 season quickly, whether you are doing it from the CourtReserve app or from the CourtReserve portal on your PC/Mac. If you need help, e-mail us at info.orianstennisclub@gmail.com and one of our volunteers will contact you by email or phone.

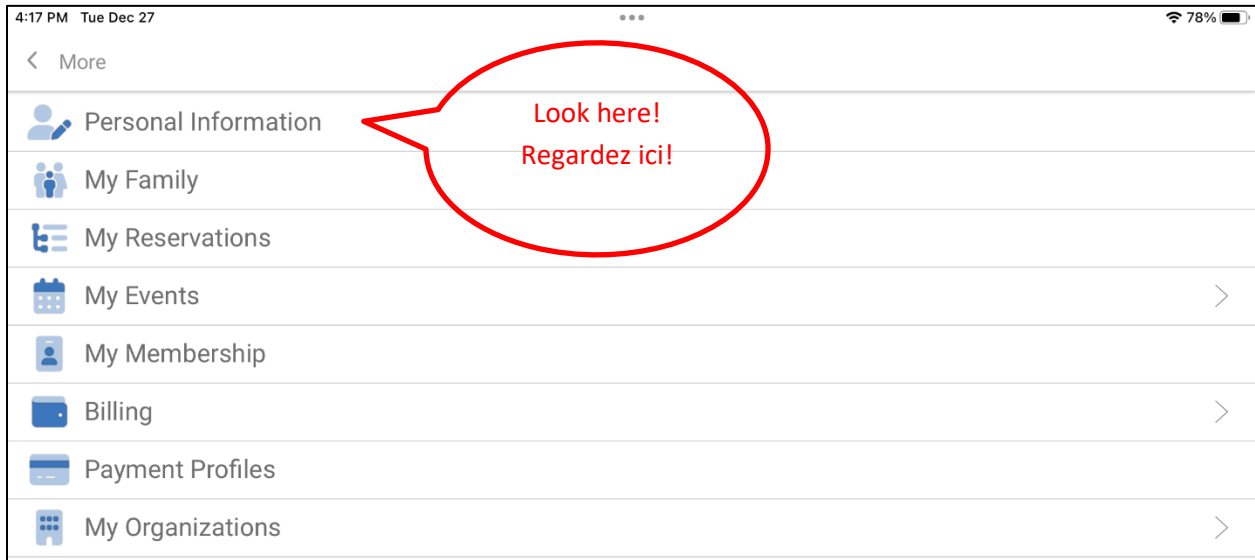
You must ensure all the mandatory questions (i.e. those with an asterix *) are answered before renewing your membership. We'll show you how in the steps below.

If you are using the CourtReserve app, follow these steps:

1) Log into your account on the CourtReserve app on your iPad/tablet or phone. At the bottom right, select **More**.



2) Select **Personal Information**.



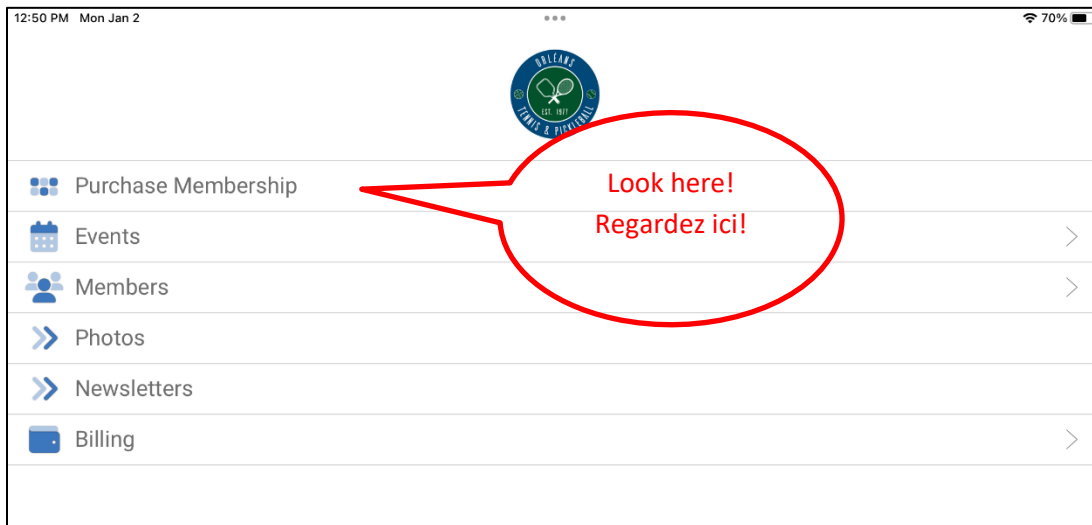
3) Review or update all mandatory information. Mandatory information is indicated with a red asterisk *. Every family member in your CourtReserve account (under **My Family**) must be reviewed. This can be done by selecting the family member and clicking the **Edit** button.

Click **Save**. You cannot save without answering all mandatory questions.

Note 1: if you do not want your name to appear on the Club's internal membership directory, you should choose **Hide my Personal Information from my club/organization's public member directories**.

Now you are ready to select and purchase your 2023 membership – just follow the steps below.

4) Exit **Personal Information** by clicking **< My profile**, located on the top left-hand side. This will take you to the screen below, where you choose **Purchase Membership**.



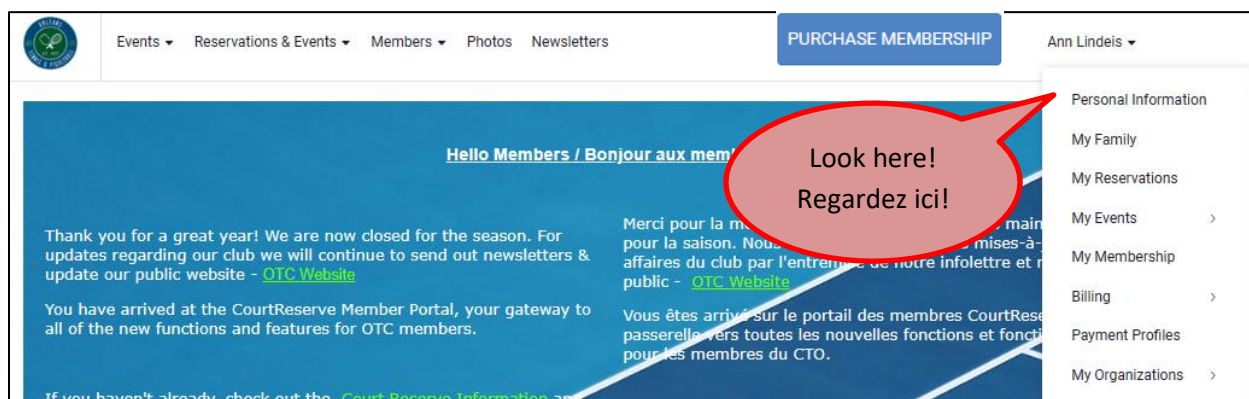
5) Choose the same type of membership for 2023 that you had in 2022. Due to our membership caps, we are not permitting changes to your membership unless it is for specific situations e.g. you had a spousal membership in 2022 but this year you want to purchase an individual membership. If you need to make changes to the type of membership, we will assist you – contact us immediately at info.orianstennisclub@gmail.com

6) Once you have selected the membership plan, select **Purchase** and follow instructions for credit card payment.

Congratulations - you're ready to play when the courts open!

If you are using the CourtReserve Member's portal (on your PC/Mac), follow these steps:

1) Log into your CourtReserve account [here](#). Under your name (top right-hand side), click on **Personal Information**.



2) Review or update all mandatory information. Mandatory information is indicated with a red asterix *. Every family member in your CourtReserve account (under **My Family**) must be reviewed. This can be done by selecting the family member and clicking the **Edit** button.

Click **Save**. You cannot save without answering all mandatory questions.

Note 1: if you do not want your name to appear on the Club's internal membership directory, you should choose **Hide my Personal Information from my club/organization's public member directories**.

Now you are ready to select and purchase your 2023 membership.

3) Click on **Purchase Membership**.

Events ▾ Members ▾ Photos Newsletters

PURCHASE MEMBERSHIP Ann Lindeis ▾

My Profile

Personal Information Notifications

SAVE

First Name * Last Name *

Ann Lindeis

Email * Username *

Choose the same type of membership for 2023 that you had in 2022. Due to our membership caps, we are not permitting changes to your membership unless it is for specific situations e.g. you had a spousal membership in 2022 but this year you want to purchase an individual membership. If you need to make changes to the type of membership, we will assist you – contact us immediately at info.orianstennisclub@gmail.com

4) Once you have selected the membership plan, select **Purchase** and follow instructions for credit card payment.

Congratulations - you're ready to play when the courts open!